

data sheet

MEDIPHOT

MEDIPHOT 900E

X-Ray-Filmprocessor



Colenta[®]

**COLENTA Medical X-Ray Film Processor:
TYPE MP900E**

For all standard X-Ray Films - Certified for Mammography - Film processing.



02/2004 AN

Colenta[®] MEDIPHOT 900E

X-Ray-Filmprocessor

Technical Specifications

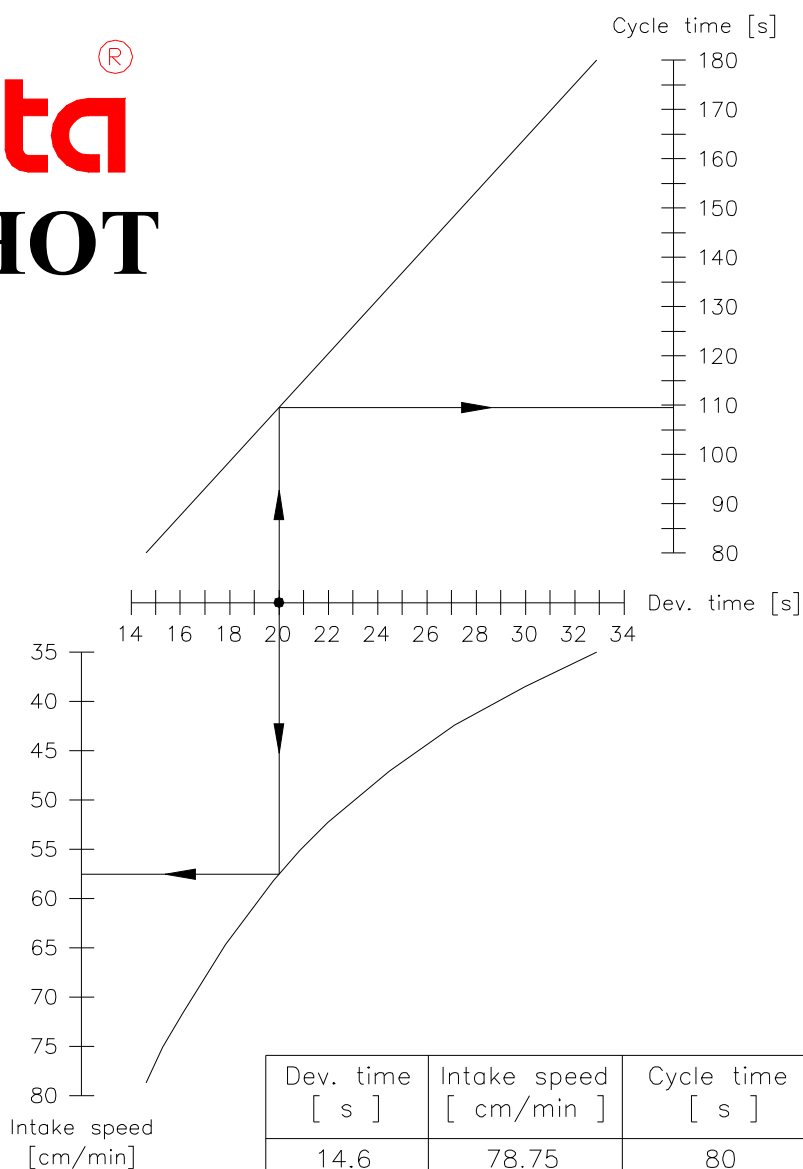
Processing applications:	Cut sheets of all commonly used X-Ray films incl. Mammography	
Film thickness:	min. 0,10 mm	
Material width:	min. 10 cm (4") - max. 36 cm (14")	
Material length:	min. 10 cm (4")	
Time in Developer:	min. 15 sec	max. 33 sec
Intake Speed:	79cm/min (31inch/min)	35cm/min (14inch/min)
Cycle Time:	80 sec	180 sec
	(see the table on one of the next page)	

		MP 900 E
Tank capacity -	Developer:	2,6 L
	Fixer:	2,5 L
	Wash water:	3 L
Solution heating(Fix and DEV):	variable in a range of 18°C - 43°C (350W Inline Heater)	
Dryer:	warm air	
Replenishment:	fully automatic. replenishment is microprocessor controlled and calculated from information received from sensors measuring the width and length of material entering the processor. Replenishment cycles are variable.	
power supply:	1 / N / PE~ 230V (+6% / -10%), 50Hz, 13A, 1.7KW (alternatives are available on request)	
water supply:	2-way magnetic valve, with 3/4" hose connection by using a DVGW-approved system-separating device or pipe-separating device.	
Wash water flow rate:	1,5 ltr/min when film is in process	
Wash water supply pressure:	3 - 10 bar	
Wash water supply:	filtered at a temperature of 10°C - 15°C	
		MP 900E
<u>Weight:</u>	Empty	58 kg
	With solution	66 kg

Technical specification subject to change without notice.

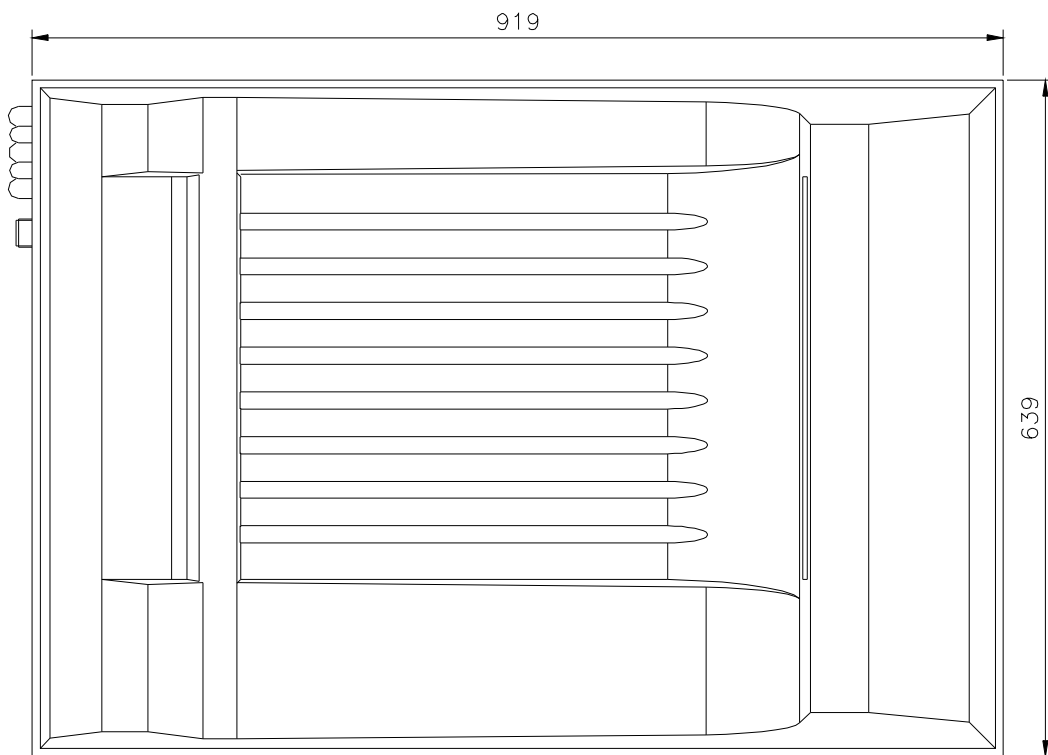
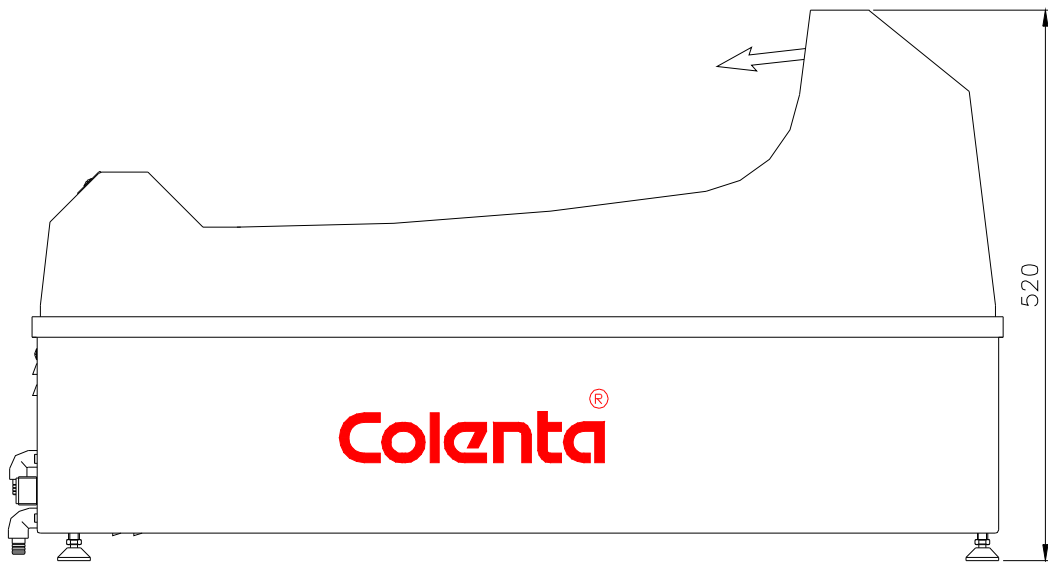
INPUT SPEED / DEV-TIME / CYCLE-TIME:

Colenta[®]
MEDIPHOT
900E



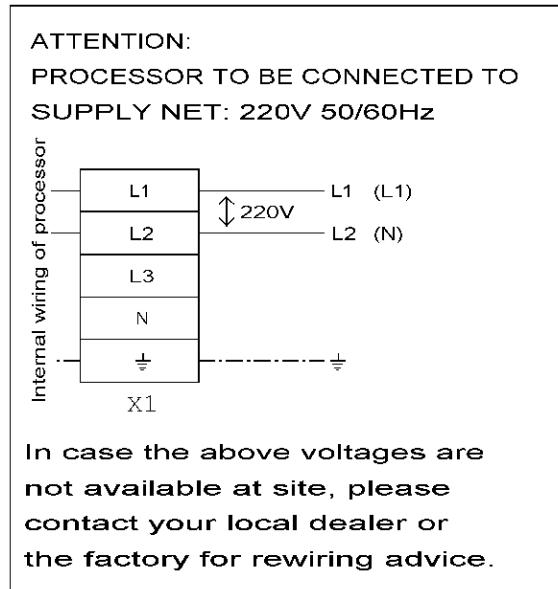
Dev. time [s]	Intake speed [cm/min]	Cycle time [s]
14.6	78.75	80
15.5	74.12	85
16.5	70.00	90
17.4	66.32	95
18.3	63.00	100
19.2	60.00	105
20.1	57.27	110
21.0	54.78	115
21.9	52.50	120
23.8	48.46	130
25.6	45.00	140
27.4	42.00	150
29.3	39.38	160
31.1	37.06	170
32.9	35.00	180

DIMENSIONS OF MEDIIPHOT 900E:



Power Supply:

MP 900E: $\frac{230V \sim 50/60Hz}{1,7 kW}$
13 A



Details for shipment:

MP 900E

Packing dimensions:	1 carton box on palette
Packing volume:	120cm x 80cm x 80cm (L x W x H)
Weight with packing:	0,768 m³
	80 kg