

data sheet

Colenta

New Generation

IL- PCB Film Processor TYPE: 35 - 110 NG & NGs



Colenta

To be used for all type of common used PCB Films
for roll- and or sheetfeed format.

IL PCB NG -Typ: 82 cm/min at 30 sec dev time

IL PCB NGs -Typ: 115 cm/min at 30 sec dev time



Colenta 35 - 110 NG & NGs

Technical Specifications

All Colenta IL PCB processors support 9 programmable processing channels, an intermediate rinse bath rack system, covered stand, daylight feed box, hose/tube connection (100 mm dia.) facility for ventilation of the processors wet-section to an external exhaust fan and supplied with 2 x 30 lt replenishment storage tanks

With level control in **DEV/FIX** processor tanks to automatically “top-up” chemistry when levels are low.

With additional filtration for **DEV, FIX and WASH** inc. square meter based software control

With level control in wash tanks: high/low level monitoring with alarm warning.

With automatic wash tank “fill” when processor is switched on.

Film thickness: up to 0,3mm

Material width: min. 7,5 cm max. **35/56/66/80/95/110** cm

Material length: min. 10 cm

Time in Developer: **NG:** min. 20 sec - max. 92 sec

NGs: min. 28 sec - max 150 sec

Input speed. **NG:** 30sec/DEV-Time 82cm/min

NGs: 30sec/DEV-Time 115cm/min

		35NG	56NG	66NG	80NG	95NG	110NG
Tank capacity - (incl. Filter)	Developer:	12l	15l	18l	21l	23l	25l
	Fixer:	12l	15l	18l	21l	23l	25l
	Wash water:	9,5l	12,5l	15l	17,5l	19l	21l

		35NGs	56NGs	66SNGs	80NGs	95NGs	110NGs
Tank capacity - (incl. Filter)	Developer:	8l	11l	15l	17l	19l	22l
	Fixer:	8l	11l	15l	17l	19l	22l
	Wash water:	5,5l	8,5l	12l	13,5l	15l	17,5l

Solution heating(Fix and DEV): adjustable in a range of 18°C - 43°C
(separate inline 350/550W heaters)

Dryer: warm air
variable in a range of 25°C - 55°C

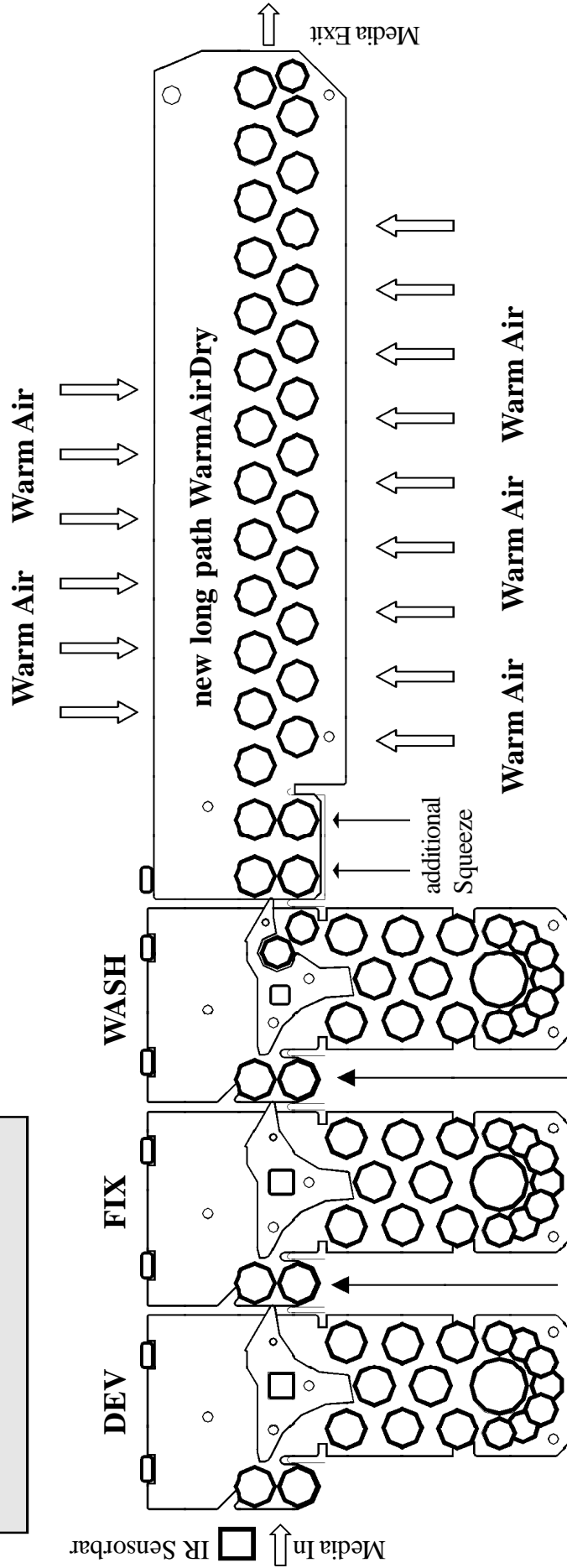
Replenishment: fully automatic.
replenishment is microprocessor controlled and calculated from information received from sensors measuring the width and length of material entering the processor. Replenishment cycles are adjustable.

Wash water distribution: built in 3-way magnetic valve
Wash water flow rate: 2,5 ltr/min when film is processed
Wash water supply pressure: 3 - 10 bar
Wash water supply: filtered at a temperature of 8°C - 15°C
with 3/4" hose connection
Wash water drain: 32mm (5/4inch) hose or tube

<u>Weight:</u>		35NG	56NG	66NG	80NG	95NG	110NG
	Empty	185 kg	230 kg	250 kg	280 kg	320 kg	355 kg
	With solution	230 kg	269 kg	297 kg	324 kg	381 kg	422 kg
		35NGs	56NGs	66SNGs	80NGs	95NGs	110NGs
	Empty	170 kg	200 kg	220 kg	250 kg	290 kg	325 kg
	With solution	188 kg	227 kg	258 kg	284 kg	339 kg	383 kg

Process overview:

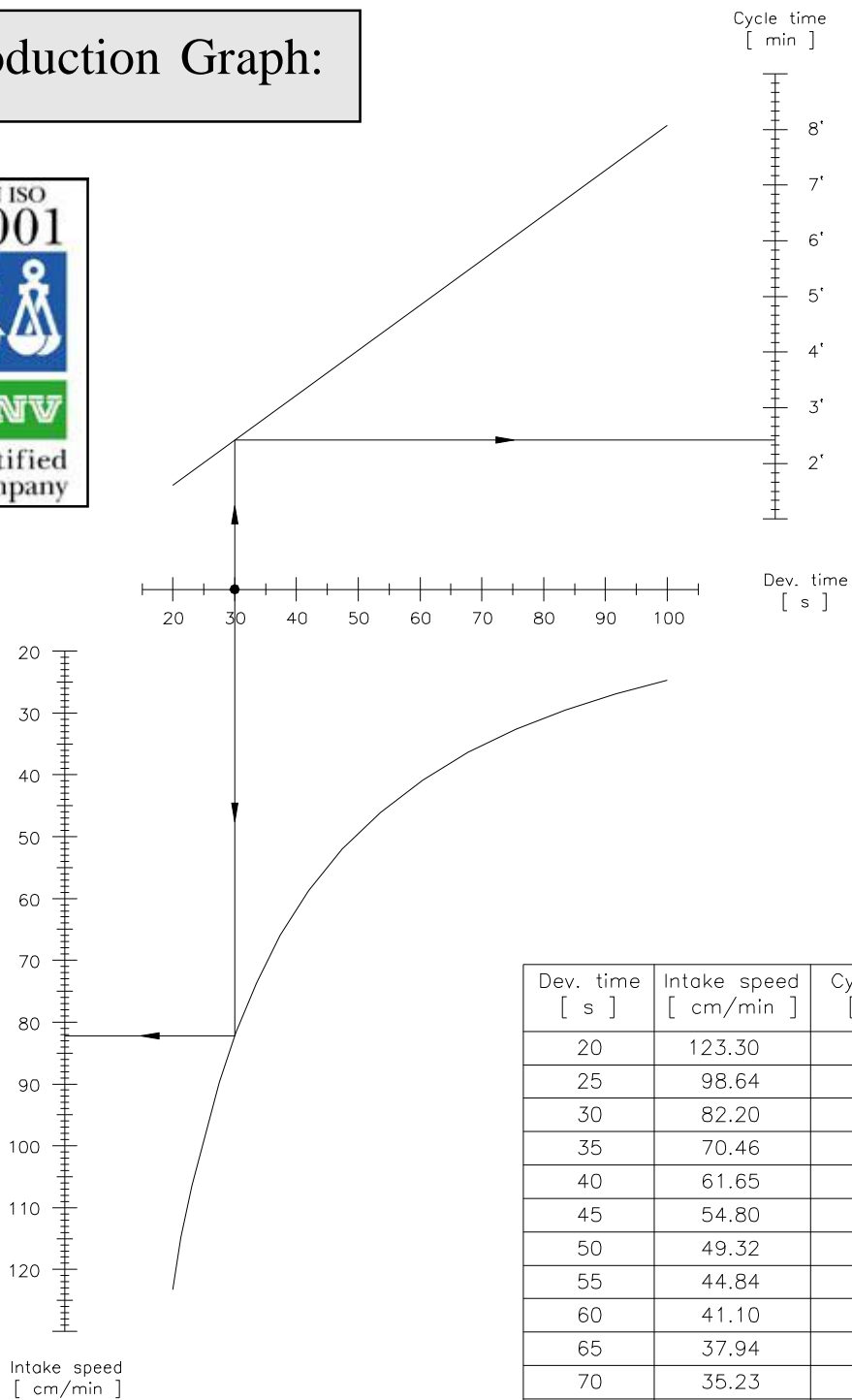
Capacity: 100cm/min at 30sec DEV time



Rinsed crossover rollers to minimize the carry over of chemistry from one section to the next

Colenta PCB 35 - 110 NG

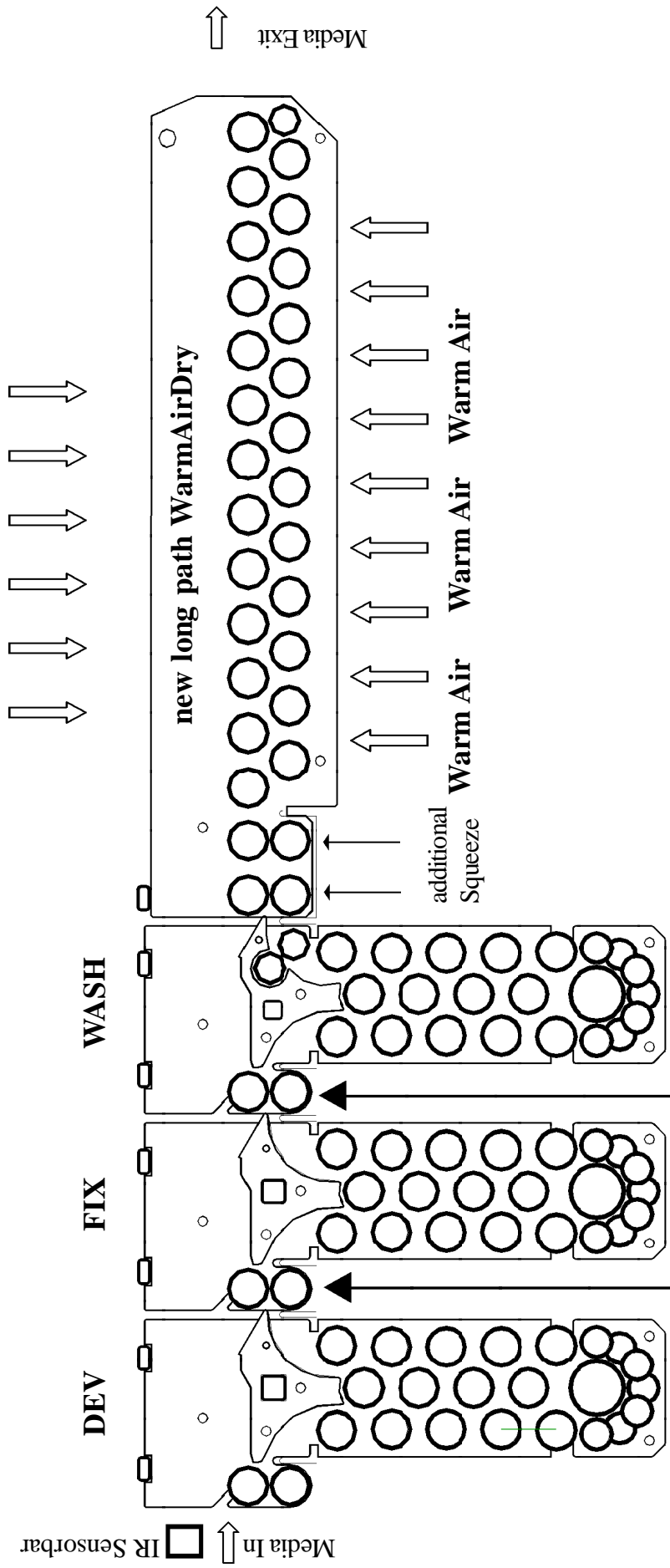
Production Graph:



Dev. time [s]	Intake speed [cm/min]	Cycle time [min]
20	123.30	1.61
25	98.64	2.02
30	82.20	2.42
35	70.46	2.83
40	61.65	3.23
45	54.80	3.63
50	49.32	4.04
55	44.84	4.44
60	41.10	4.84
65	37.94	5.25
70	35.23	5.65
75	32.88	6.06
80	30.83	6.46
85	29.01	6.86
90	27.40	7.27
95	25.96	7.67
100	24.66	8.07

Process overview:

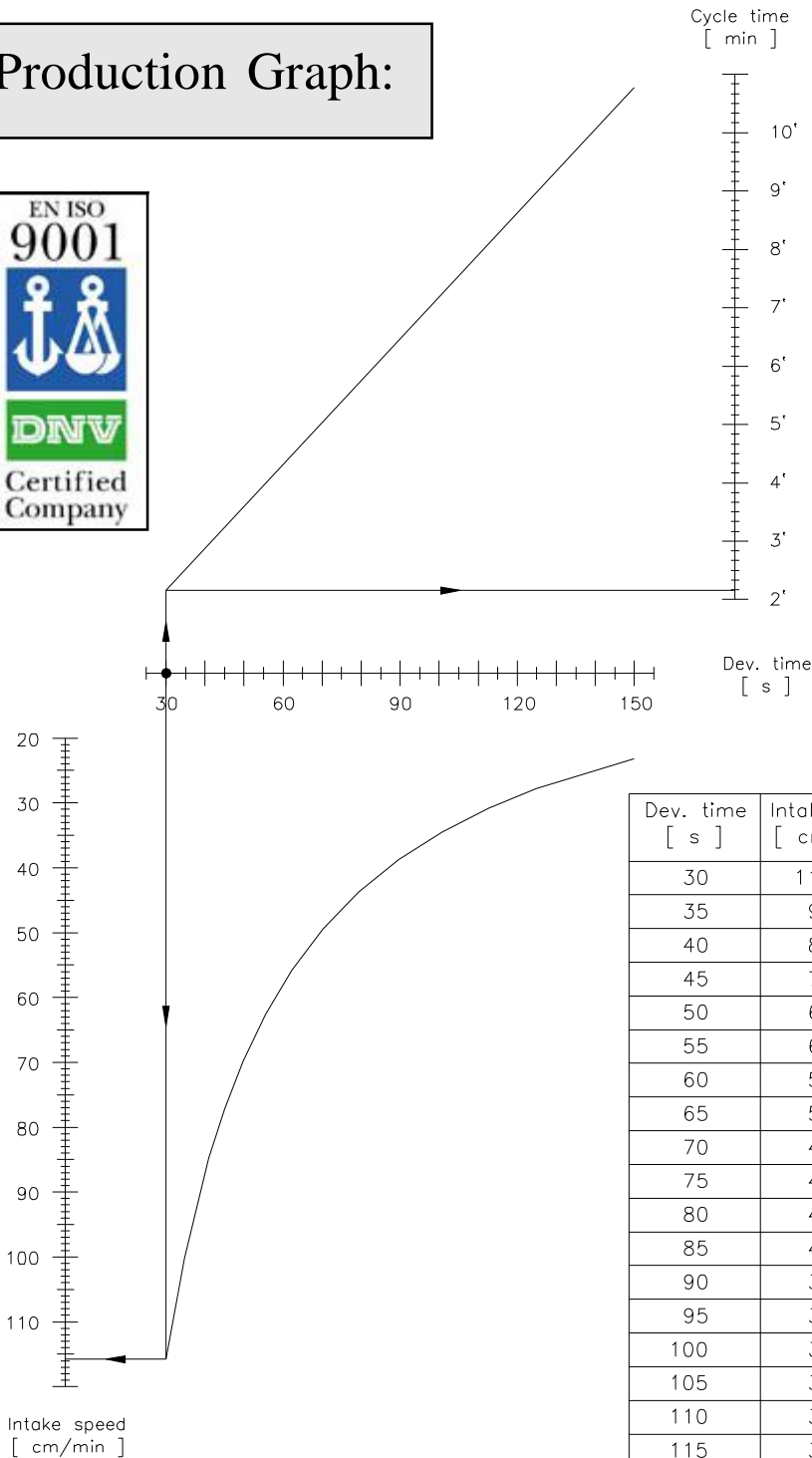
Capacity: 125cm/min at 30sec DEV time



Rinsed crossover rollers to minimize the carry over of chemistry from one section to the next

Colenta PCB 35 - 110 NGs

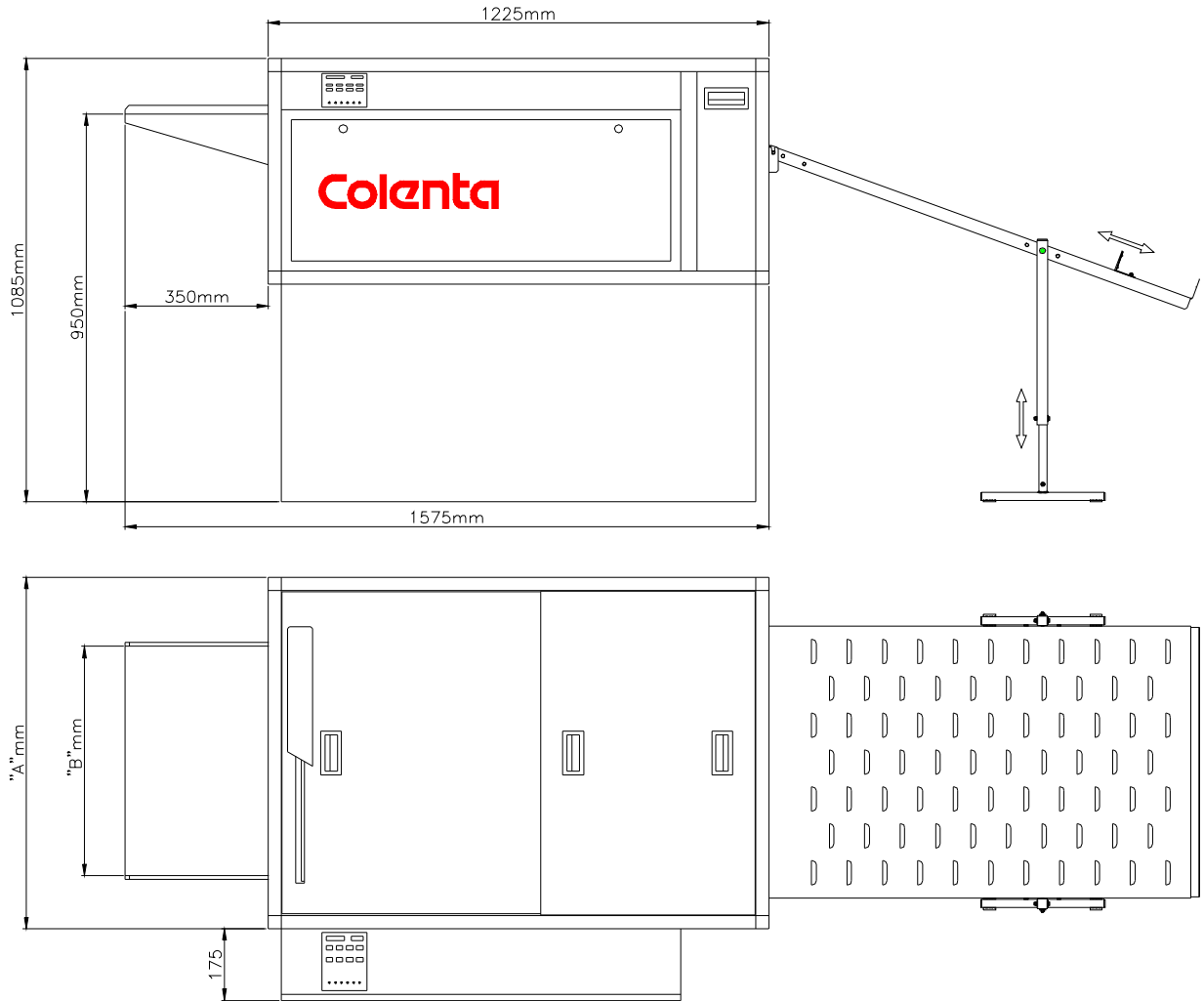
Production Graph:



Dev. time [s]	Intake speed [cm/min]	Cycle time [min]
30	115.80	2.15
35	99.26	2.51
40	86.85	2.87
45	77.20	3.23
50	69.48	3.59
55	63.16	3.95
60	57.90	4.31
65	53.45	4.68
70	49.63	5.03
75	46.32	5.39
80	43.43	5.74
85	40.87	6.10
90	38.60	6.46
95	36.57	6.82
100	34.74	7.18
105	33.09	7.54
110	31.58	7.90
115	30.21	8.26
120	28.95	8.62
125	27.79	8.98
130	26.72	9.34
135	25.73	9.70
140	24.81	10.06
145	23.96	10.41
150	23.16	10.77

Colenta 35 - 110 NG & NGs

Dimensions: for standard (NG) & speed Version (NGs):



	A	B
IL 35 PCB NGx	650mm	350mm
IL 56 PCB NGx	860mm	560mm
IL 66 PCB NGx	960mm	660mm
IL 80 PCB NGx	1100mm	800mm
IL 95 PCB NGx	1250mm	950mm
IL 110 PCB NGx	1400mm	1100mm



We recommend a minimum walking space around the processor of 50cm.

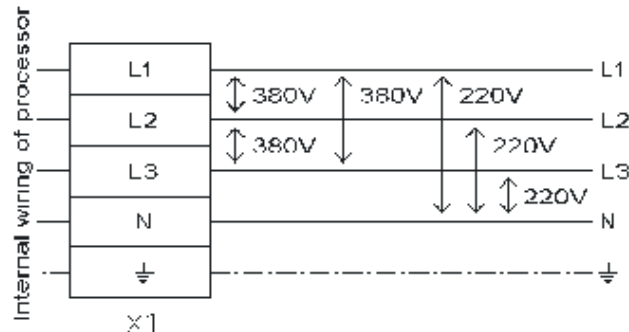
Colenta 35 - 110 NG & NGs

Electrical Supply: (Standard, when 3N~400/230V, 50/60 Hz is supply available)

3N~400/230V 50/60Hz

<u>IL 35 NG</u>	<u>IL 56 NG</u>	<u>IL 66 NG</u>	<u>IL 80 NG</u>	<u>IL 95 NG</u>	<u>IL 110 NG</u>
-----*)	6,4 kW	6,4 kW	6,5 kW	6,5 kW	11,5 kW
-----*)	13A	13A	13A	13A	20 A

ATTENTION:
PROCESSOR TO BE CONNECTED TO
SUPPLY NET: 3N~380/220V 50/60Hz



In case the above voltages are not available at site, please contact your local dealer or the factory for rewiring advice.

*).....IL35NG : Single phase 230V, 50/60 Hz, 3,2Kw , 16A



Colenta 35 - 110 NG & NGs

Electrical Supply: (alternatives, to be indicated when ordering)

3~220V 50/60Hz

IL 35 NG

IL 56 NG

6,4 kW
20 A

IL 66 NG

6,4 kW
20 A

IL 80 NG

6,4 kW
20 A

IL 95 NG

6,5 kW
20 A

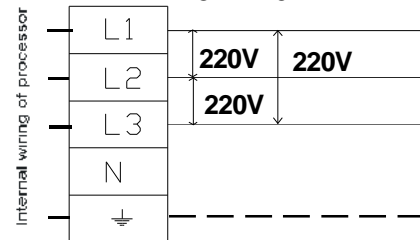
IL 110 NG

11,5 kW
40A

!

ATTENTION:

PROCESSOR TO BE CONNECTED TO
SUPPLY NET: **3 x 220V**



In case the above voltages are not available at site, please contact your local dealer or the factory for rewiring advice.

220V~ 50/60Hz

IL 35 NG

3,2 kW
16 A

IL 56 NG

6,4 kW
32 A

IL 66 NG

6,4 kW
32 A

IL 80 NG

6,5 kW
32 A

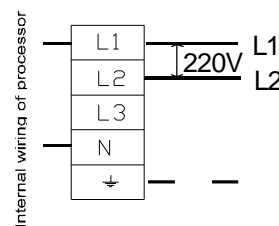
IL 95 NG

6,5 kW
32 A

IL 110 S

ATTENTION:

PROCESSOR TO BE CONNECTED TO
SUPPLY NET: 220V 50/60Hz



In case the above voltages are not available at site, please contact your local dealer or the factory for rewiring advice.

Colenta 35 - 110 NG & NGs

Details for shipment:

35 NG / 35 NGs	packing dimensions: 1 carton box on palette 170cm x 111cm x 140cm (L x W x H) packing volume: 2,64 m ³ weight with packing: 250 kg
56 NG / 56 NGs	packing dimensions: 1 carton box on palette 170cm x 111cm x 140cm (L x W x H) packing volume: 2,64 m ³ weight with packing: 280 kg
66 NG / 66 NGs	packing dimensions: 1 carton box on palette 180cm x 123cm x 143cm (L x W x H) packing volume: 3,16 m ³ weight with packing: 325 kg
80 NG / 80 NGs	packing dimensions: 1 carton box on palette 170cm x 152cm x 155cm (L x W x H) packing volume: 4,00 m ³ weight with packing: 380 kg
95 NG / 95 NGs	packing dimensions: 1 carton box on palette 170cm x 152cm x 155cm (L x W x H) packing volume: 4,00 m ³ weight with packing: 405 kg
110 NG / 110 NGs	packing dimensions: 1 carton box on palette 170cm x 152cm x 155cm (L x W x H) packing volume: 4,00 m ³ weight with packing: 450 kg